



LDLV series

Special photoelectric sensors
M30 luminescence scanner - DC



M30 luminescence scanner

features

- Ultraviolet light emission
- Local and remote Teach-in function
- Multifunction LED status indicator
- LO/DO selectable outputs
- Delay selectable
- Complete protection against electrical damages
- IP65 protection degree



web contents




- Application notes
- Photos
- Catalogue / Manuals



code description

LDLV / 0N - 1K



available models

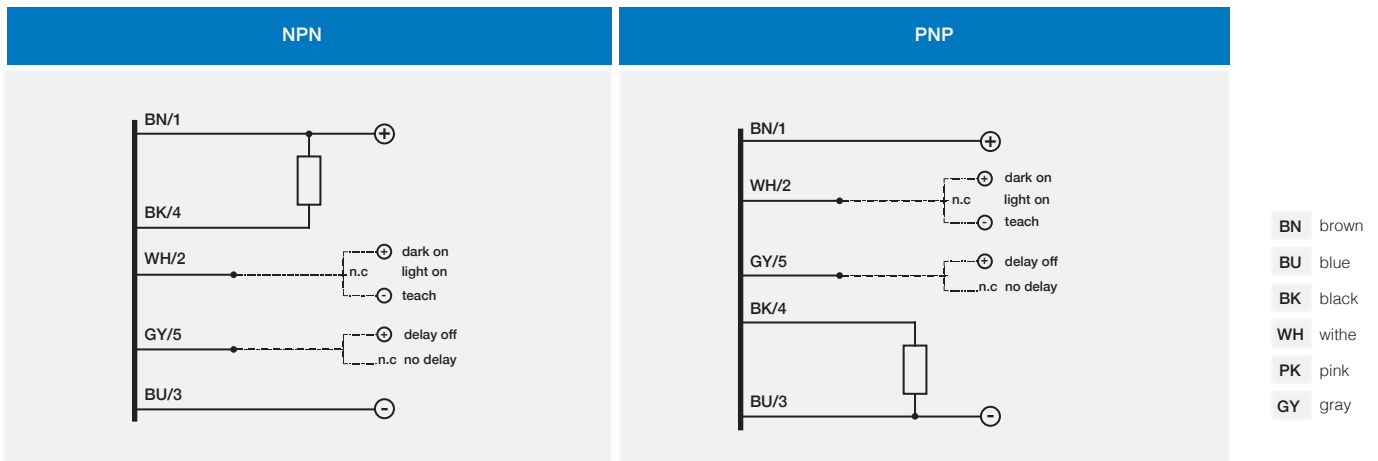
description	NPN - LO/DO	PNP - LO/DO
right-angle plug cable exit	LDLV/0N-1K	LDLV/0P-1K



	LDLV/**_**
nominal sensing distance ⁽¹⁾	30 mm
spot dimension	3x1 mm
operating voltage	10...30 Vdc
ripple	< 10 %
no-load supply current	20 mA
load current	100 mA
leakage current	< 10 µA
voltage drop	≤ 1,4 V max. IL = 100 mA
output type	NPN or PNP LO/DO selectable
switching frequency	400 Hz
response time	1,1 ms
time delay before availability	200 ms
power supply protections	polarity reversal, transient
output protection	short circuit (autoreset)
temperature range	-5°C...+55°C (without freeze)
EMC	in conformity with the EMC Directive according to EN 60947-5-2
temperature drift	10 %
interference to external light	3.000 lux (incandescent lamp), 10.000 lux (sunlight)
protection degree	IP65 (EN60529) ⁽¹⁾
LED indicators	yellow (output state) ⁽²⁾
housing material	nickel-plated brass
cable exit material	polycarbonate
optical material	PMMA
tightening torque	50 Nm
weight (approximate)	400 g

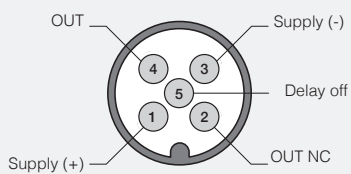
⁽¹⁾ protection guaranteed only with plug cable well mounted
⁽²⁾ LED's functions are: output state, signal level, teach function

electrical diagrams of the connections



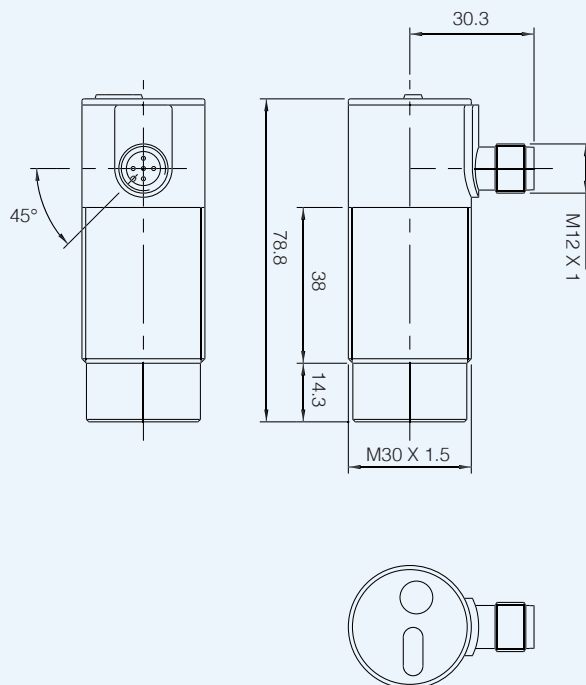
In case both dark on and remote teach functions are necessary, connect a pull-up resistor of 2,2 kΩ between WH/2 and BN/1
 NOTE: In case of combined load, resistive and capacitive, the maximum admissible capacity (C) is 0,2 µF for maximum output voltage and current.

M12



dimensions (mm)

LDLV/**_**



dimensions (mm)

accessories included

